


UTAH-400 TDM

Digital Audio Routing Switcher



The UTAH-400 TDM is a digital audio router for large-scale audio installations, based on a Time Division Multiplexing (TDM) architecture where the input signals are multiplexed onto one or more system busses which are then distributed to the output cards where the desired signal is extracted from the bus and sent to the output port.

While this bus-oriented approach can be used for a matrix of any size, its advantages become apparent in larger systems (256 x 256 and above), where the system's linear expansion mode brings considerable advantages over a traditional crosspoint-based system.

UTAH-400 TDM routing systems can be installed in one central location or the bus structure can be used to separate the router into sub-router blocks as small as 64x64 to provide I/O connections at the locations where they are needed. The bus connections can be made with fiber or with CAT-5 networking cables. This flexibility can be very important in large, physically dispersed systems such as production centers and special events venues.

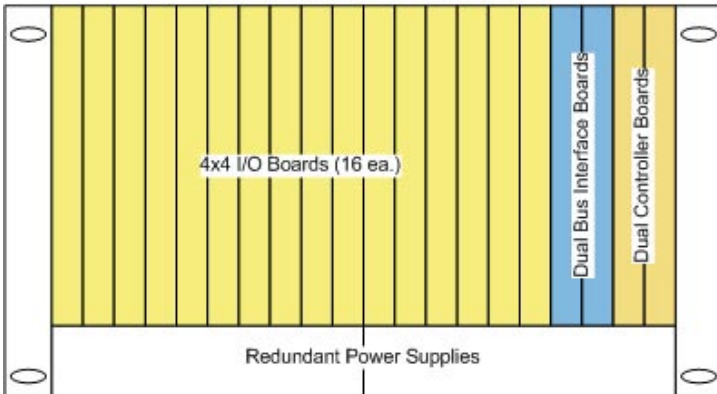
UTAH-400 TDM FEATURES

- I/O SIGNAL FLEXIBILITY
- EASILY EXPANDABLE TO 2K x 2K and BEYOND
- ADVANCED SIGNAL MANAGEMENT CAPABILITIES
- REDUNDANT POWER SUPPLIES
- REDUNDANT CONTROL CARDS



The UTAH-400 TDM router employs I/O boards that carry 4 inputs and 4 outputs each. These boards can be configured for standard 48KHz AES /EBU digital audio signals or with sub-modules to accept analog audio signals or digital audio signals with other sample rates.

64x64 AES Router Frame

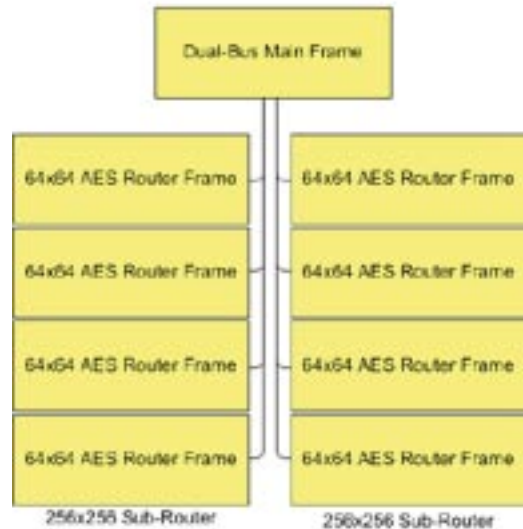


Up to four matrix blocks can be combined onto one TDM bus, making a 265x256 routing matrix. For larger systems, additional multiplex busses are created under the control of a Multi-Bus Main Frame where the signals from up to four 256x256 router busses are combined into a unified 1024x1024 matrix.

The UTAH-400 TDM Router is controlled by the SC-4 System controller in the same manner as any other router in the UTAH-400 product family. The control system provides for control of the AES switching in the same manner as is traditionally used for stereo analog audio, where the signals are routed as stereo pairs with the ability to assemble new pairs at the output as well as to perform the traditional stereo manipulation functions such as SWAP, MIX, and MUTE.

Up to 16 of these I/O boards can be housed in a 5ru frame, along with dual controller cards and single or dual bus interface cards, making a 64x64 matrix block. The frame is equipped with redundant power supplies for maximum operational reliability.

512x512 AES Router



FOR FURTHER INFORMATION

on the individual products in the UTAH-400 family, please refer to the detailed data sheets that are available on our Web Site:
www.utahscientific.com